



I HEREBY CERTIFY that the attached document is a fair print of an Act entitled Finance Act, 1975-1976 that has been made by Parliament and is now presented to the Speaker for his Certificate under Article 47 of the Constitution.



Clerk of Parliament
16/7/1975

Pursuant to Article 35 (3) and 47 of the Constitution, I, KENAS AROI, Speaker of Parliament HEREBY CERTIFY that the Finance Act, 1975-76 a copy of which is attached has been passed by Parliament



Speaker
16/7/1975

REPUBLIC OF NAURU
FINANCE ACT 1975-1976
(No. 5 of 1975)

ARRANGEMENT OF SECTIONS

Section

1. Short title
2. Interpretation
3. Withdrawal of moneys from the Treasury Fund
4. Nauru Housing Fund
5. Supply Act

Schedule - Expenditure authorised for the financial year ending 30th June, 1976

Annexure - Estimates of Revenues and Expenditure for the financial year ending 30th June, 1976

REPUBLIC OF NAURU

(No. 5 of 1975)



AN ACT

To provide for the withdrawal and expenditure of moneys from the Treasury Fund and the Nauru Housing Fund in payment for goods and services obtained or ordered for the Republic during the financial year ending on the thirtieth day of June, one thousand nine hundred and seventy-six.

(Certified: 16th July, 1975)

Enacted by the Parliament of Nauru as follows:

SHORT TITLE

1. This Act may be cited as the Finance Act 1975-1976.

INTERPRETATION

2. In this Act -

"Estimates" means the Estimates of the revenues and expenditure of Nauru for the financial year ending on the thirtieth day of June, one thousand nine hundred and seventy-six prepared and laid before Parliament, a copy of which appear as an Annexure to this Act.

WITHDRAWAL OF MONEYS FROM THE TREASURY FUND

3. (1) The amount of Twenty-six million six hundred and seventy-four thousand dollars (\$26,674,000) may be withdrawn from the Treasury Fund and expended as authorised in the Schedule to this Act and in accordance with the Estimates in payment for goods and services obtained or ordered for the Republic during the financial year ending on the thirtieth day of June, one thousand nine hundred and seventy-six.

(2) Where the Cabinet considers it necessary to increase the amount assigned in the Estimates to a particular Account within a department, the Cabinet may direct that there shall be applied to the aid of that Account a further sum out of any surplus arising on any other Account within the same department, but so that the total amount withdrawn and expended does not exceed the amount authorised for that department in the Schedule to this Act:

Provided that where the Cabinet authorises a transfer of funds

between Accounts within a department in accordance with this subsection, it shall cause to be laid before Parliament at the first meeting of Parliament after it has approved the transfer, a copy of the Order of the Cabinet approving such transfer.

(3) Where, during the financial year ending on the thirtieth day of June, one thousand nine hundred and seventy-five, any liability has been lawfully incurred to withdraw moneys from the Treasury Fund and to expend them in payment for goods or services obtained or ordered for the Republic during that financial year for any purpose authorised by the Finance Act 1974-1975 or any Supplementary Finance Act in respect of that financial year, and such liability has not been discharged during that financial year, moneys may be withdrawn from the Treasury Fund and expended during that financial year ending on the thirtieth day of June, one thousand nine hundred and seventy-six for the purpose of discharging such liability: Provided that the total amount of moneys so withdrawn shall, in no case, exceed the total amount authorised by the said Finance Act and all such Supplementary Finance Acts.

(4) Where the withdrawal of moneys from the Treasury Fund and its expenditure has been authorised by the Finance Act 1974-1975 in respect of any liability incurred for goods or services lawfully obtained or ordered for the Republic under the provisions of any Finance Act or Supplementary Finance Act enacted in respect of any financial year which ended on or before the thirtieth day of June, one thousand nine hundred and seventy-four, then if any such liability has not been fully discharged on or before the thirtieth day of June, one thousand nine hundred and seventy-five, moneys may be withdrawn from the Treasury Fund and expended during the financial year ending on the thirtieth day of June, one thousand nine hundred and seventy-six to discharge that liability.

NAURU HOUSING FUND

4. Where moneys are withdrawn from the Treasury Fund and expended as authorised in the Schedule to this Act and in accordance with the Estimates or under the provisions of subsection (3) of section 3 of this Act, for the erection, maintenance and repair of Nauruan housing, the Treasury Fund shall be reimbursed from the Nauru Housing Fund to the extent of that expenditure and the Nauru Housing Fund is hereby charged accordingly.

SUPPLY ACT

5. (1) The Supply Act 1975 is hereby repealed.
- (2) Where moneys have been expended in accordance with the Supply Act 1975, they shall be deemed to have been expended pursuant to this Act.

SCHEDULE

EXPENDITURE AUTHORISED FOR THE YEAR ENDING 30TH JUNE, 1976

<u>Authorised Expenditure 1974-1975</u>	<u>Estimated Expenditure 1974-1975</u>	<u>Department/Division</u>	<u>Authorised Expenditure 1975-1976</u>
\$ 137,800	\$ 101,156	Parliament (12)	\$ 153,400
-	-	The Presidency and State House (31)	291,000
321,400	271,400	Chief Secretary (01)	273,200
39,500	39,300	Nauruan Affairs Office (05)	45,700
69,600	51,500	Broadcasting Service (23)	66,700
756,800	668,352	Radio Station (24)	129,400
490,600	355,600	Ministerial (13)	157,300
186,000	165,400	Nauru Phosphate Royalties Trust (14)	222,200
1,402,700	1,178,067	External Affairs (18)	317,500
304,600	291,246	Melbourne Office (08)	336,800
39,900	35,587	London Office (15)	54,100
152,500	137,170	Tokyo Office (17)	159,000
17,500	14,481	San Francisco Office (19)	12,800
3,300	2,337	Saipan Office (25)	3,100
-	-	Hong Kong Office (26)	48,100
-	-	Honolulu Office (27)	2,600
-	-	Guam Office (28)	3,400
-	-	Auckland Office (29)	2,100
-	-	Taipei Office (30)	34,900
756,600	722,000	Finance (03)	1,123,700
75,100	64,330	Justice (10)	82,000
265,400	234,050	Police, Prisons, Customs and Immigration (04)	273,800
101,200	80,580	Judiciary (16)	99,600
1,332,500	1,221,135	Island Development and Industry (02)	1,337,600
598,400	102,880	Lands and Survey (09)	804,400
13,078,500	12,239,943	Civil Aviation (20)	8,686,800
4,343,000	3,367,239	Works and Community Services (06)	5,033,100
1,286,500	1,136,718	Nauruan Housing (21)	2,260,000
712,000	570,438	Health (11)	738,400
1,218,000	1,184,200	Education (07)	1,218,000
46,400	37,346	Audit (22)	47,000
<u>\$27,735,800</u>	<u>\$24,272,455</u>	Total Ordinary Expenditure (Carried Forward)	<u>\$24,017,700</u>

SCHEDULE (CONTINUED)

EXPENDITURE AUTHORISED FOR THE YEAR ENDING 30TH JUNE, 1976

<u>Authorised Expenditure 1974-1975</u>	<u>Estimated Expenditure 1974-1975</u>	<u>Department/Division</u>	<u>Authorised Expenditure 1975-1976</u>
\$27,735,800	\$24,272,455	Brought Forward	\$24,017,700
2,000,000	2,000,000	Loan Repayment to N.P.R.T.	2,000,000
813,800	813,800	Interest on Loans from N.P.R.T.	656,300
<hr/>	<hr/>		<hr/>
\$30,549,600	\$27,086,255	Total Expenditure	\$26,674,000
<hr/>	<hr/>		<hr/>

Explanatory Notes:

1. The Presidency and State House (31) formerly included in Ministerial (13).
2. San Francisco Office (19), Honolulu Office (27) and Guam Office (28), formerly included in United States Consular Services (19).
3. Auckland Office (29) and Taipei Office (30), formerly included in External Affairs (18).

ANNEXURE

TO

FINANCE ACT 1975-1976

COPY OF THE ESTIMATES OF THE REVENUES AND EXPENDITURE OF NAURU FOR THE FINANCIAL YEAR ENDING ON THE THIRTIETH DAY OF JUNE, ONE THOUSAND NINE HUNDRED AND SEVENTY-SIX PREPARED AND LAID BEFORE PARLIAMENT.

<u>Page</u>	<u>Subject Matter</u>
2-3	Estimates of Revenues
4-5	Estimates of Expenditure (Consolidated)
6-41	Estimates of Expenditure (Itemised by Accounts)
42-45	Commitments as at the 30th April, 1975

ESTIMATES OF REVENUES FOR THE YEAR ENDING 30TH JUNE, 1976

<u>Estimated Revenues 1974-1975</u>	<u>Revenues Received as at 30.4.1975</u>	<u>Sources of Revenues</u>	<u>Estimated Revenues 1975-1976</u>
\$	\$	Department of the Chief Secretary:	\$
		Furniture and Accommodation Rentals	6,000
7,500	3,878		
13,000	10,252	Messing and Domestic Recoveries	13,000
		Department of Finance:	
60,000	175,147	Interest on Investments	240,000
10,400	8,982	Motor Vehicle Registration and Licence Fees	10,700
30,000	25,330	Post Office - Stamp Sales	34,000
-	1,115	- Terminal Charges	2,000
90,000	139,121	- Philatelic Bureau	180,000
5,700	5,383	- Miscellaneous	10,700
		Police, Prisons, Customs and Immigration:	
20,000	5,220	Customs and Excise Duty	20,000
700	1,432	Passport Fees and Photographs	2,000
1,500	637	Trading Licences	1,000
		Judiciary:	
20,000	9,889	Court Fines and Fees	20,000
		Department of Island Development and Industry:	
33,000	18,371	Printery Sales	35,500
31,000	13,664	Corporation Fees and Licences	25,000
17,021,000	13,086,382	Nauru Phosphate Corporation	36,870,000
		Department of Civil Aviation:	
1,700,000	988,423	Air Nauru - Passengers	2,462,900
150,000	37,109	- Freight, Mail and Baggage	135,600
200,000	176,175	Aircraft - Charters	200,000
500	520	- Landing Fees	500
		Department of Works and Community Services:	
500	25	Bus Services	100
9,000	29,059	Works Stores	35,000
3,000	3,572	Works Labour	4,500
2,500	1,980	Works Plant Hire	2,500
3,000	9,587	Works Overhead	11,500
25,000	18,026	Water Deliveries	22,000
<u>\$19,437,300</u>	<u>\$14,769,279</u>	Total Ordinary Revenue (Carried Forward)	<u>\$40,344,500</u>

ESTIMATES OF REVENUES FOR THE YEAR ENDING 30TH JUNE, 1976

<u>Estimated Revenues 1974-1975</u>	<u>Revenues Received as at 30.4.1975</u>	<u>Sources of Revenues</u>	<u>Estimated Revenues 1975-1976</u>
\$19,437,300	\$14,769,279	Brought Forward	\$40,344,500
		Department of Health:	
1,200	523	Drugs, Dressings and Dental	700
-	1,719	Medical Services	2,000
		Radio Station:	
55,000	61,423	Telephone, Telegrams and Radio	75,000
		Nauruan Housing:	
1,370,600	698,517	N.P.R.T. - Nauru Housing Fund	2,260,000
		Miscellaneous:	
22,000	32,966	Superannuation Refunds, etc.	20,400
20,886,100	15,564,427	Total Ordinary Revenue:	42,702,600
2,000,000	1,000,000	Loan Repayments from Nauru Phosphate Corporation:	2,000,000
624,000	330,467	Interest on Loans to Nauru Phosphate Corporation:	477,000
201,000	211,440	Interest on Redeemable Capital - Nauru Phosphate Corporation Shares:	201,000
130,000	-	Redemption of Capital by Nauru Phosphate Corporation:	130,000
<u>\$23,841,100</u>	<u>\$17,106,334</u>	TOTAL REVENUE:	<u>\$45,510,600</u>

ESTIMATES OF EXPENDITURE FOR THE YEAR ENDING 30TH JUNE, 1976 (CONSOLIDATED)

<u>Authorised Expenditure 1974-1975</u>	<u>Estimated Expenditure 1974-1975</u>	<u>Department/Division</u>	<u>Estimated Expenditure 1975-1976</u>
\$ 137,800	\$ 101,156	Parliament (12)	\$= 153,400
-	-	The Presidency and State House (31)	291,000
321,400	271,400	Chief Secretary (01)	273,200
39,500	39,300	Nauruan Affairs Office (05)	45,700
69,600	51,500	Broadcasting Service (23)	66,700
756,800	668,352	Radio Station (24)	129,400
490,600	355,600	Ministerial (13)	157,300
186,000	165,400	Nauru Phosphate Royalties Trust (14)	222,200
1,402,700	1,178,067	External Affairs (18)	317,500
304,600	291,246	Melbourne Office (08)	336,800
39,900	35,587	London Office (15)	54,100
152,500	137,170	Tokyo Office (17)	159,000
17,500	14,481	San Francisco Office (19)	12,800
3,300	2,337	Saipan Office (25)	3,100
-	-	Hong Kong Office (26)	48,100
-	-	Honolulu Office (27)	2,600
-	-	Guam Office (28)	3,400
-	-	Auckland Office (29)	2,100
-	-	Taipei Office (30)	34,900
756,600	722,000	Finance (03)	1,123,700
75,100	64,330	Justice (10)	82,000
265,400	234,050	Police, Prisons, Customs and Immigration (04)	273,800
101,200	80,580	Judiciary (16)	99,600
1,332,500	1,221,135	Island Development and Industry (02)	1,337,600
598,400	102,880	Lands and Survey (09)	804,400
13,078,500	12,239,943	Civil Aviation (20)	8,686,800
4,343,000	3,367,239	Works and Community Services (06)	5,033,100
1,286,500	1,136,718	Nauruan Housing (21)	2,260,000
712,000	570,438	Health (11)	738,400
1,218,000	1,184,200	Education (07)	1,218,000
46,400	37,346	Audit (22)	47,000
<u>\$27,735,800</u>	<u>\$24,272,455</u>	Total Ordinary Expenditure (Carried Forward)	<u>\$24,017,700</u>

ESTIMATES OF EXPENDITURE FOR THE YEAR ENDING 30TH JUNE, 1976 (CONSOLIDATED)

<u>Authorised Expenditure 1974-1975</u>	<u>Estimated Expenditure 1974-1975</u>	<u>Department/Division</u>	<u>Estimated Expenditure 1975-1976</u>
\$27,735,800	\$24,272,455	Brought Forward	\$24,017,700
2,000,000	2,000,000	Loan Repayment to N.P.R.T.	2,000,000
813,800	813,800	Interest on Loans from N.P.R.T.	656,300
<hr/>	<hr/>		<hr/>
\$30,549,600	\$27,086,255	Total Expenditure	\$26,674,000
<hr/>	<hr/>		<hr/>


Parliament (12)

<u>Authorised Expenditure 1974-1975</u>	<u>*Total Expenditure as at 30.4.1975</u>	<u>Estimated Expenditure 1974-1975</u>	<u>Account Number</u>	<u>Description</u>	<u>Estimated Expenditure 1975-1976</u>
\$ 38,700	\$ 28,218	\$ 33,747	200	Salaries and Allowances- Members of Parliament	\$ 39,000
31,000	24,000	29,000	202	Salaries- Local Staff	42,900
14,000	7,973	8,000	203	Salaries- Expatriates	11,400
3,100	559	800	212	Overtime- Local Staff	3,100
800	-	-	213	Overtime- Expatriates	-
1,000	458	500	251	Travel and Transfer- Staff	1,000
16,600	8,085	11,100	255	Travel and Transfer- Business Purposes	24,500
4,500	2,304	2,844	301	Printing and Stationery	4,500
200	33	100	305	Telephone and Telegrams (including O.T.C. charges)	200
100	-	-	306	Postages	100
4,000	1,960	3,600	308	Reference Library and Periodicals	4,000
5,700	3,759	3,800	309	Membership Fees and Subscriptions	6,100
600	-	-	311	Repairs and Maintenance- Office Equipment	600
100	-	20	316	Miscellaneous	100
1,300	1,025	1,025	317	House Rent	-
500	277	300	352	Stores Items	500
2,400	161	200	353	Repairs and Maintenance- Plant	2,400
200	87	110	355	Fuel and Oil	200
1,200	308	310	359	Electricity	-
4,100	1,785	3,100	502	Plant and Equipment	2,000
7,100	95	2,600	506-	Furniture and Fittings	10,200
600	-	-	513	Parliament House	600
<u>\$137,800</u>	<u>\$ 81,087</u>	<u>\$101,156</u>		TOTAL:	<u>\$153,400</u>

*Comprises: \$(3,490) being moneys committed but not expended as at 30.4.1975
 \$77,597 being moneys actually expended as at 30.4.1975

The Presidency and State House (31)

<u>Authorised Expenditure 1974-1975</u>	<u>*Total Expenditure as at 30.4.1975</u>	<u>Estimated Expenditure 1974-1975</u>	<u>Account Number</u>	<u>Description</u>	<u>Estimated Expenditure 1975-1976</u>
\$ -	\$ -	\$ -	201	His Excellency's Salary and Allowances	\$ 18,000
-	-	-	202	Salaries- Local Staff	7,900
-	-	-	203	Salaries- Expatriates	5,000
-	-	-	212	Overtime- Local Staff	1,800
-	-	-	213	Overtime- Expatriates	600
-	-	-	228	Salaries- Domestic Staff	31,600
-	-	-	251	Travel and Transfer- Staff	1,300
-	-	-	255	Travel and Transfer- Business Purposes	124,000
-	-	-	270	Entertainment	6,500
-	-	-	301	Printing and Stationery	500
-	-	-	305	Telephone & Telegrams (Inc. O.T.C. Charges)	4,500
-	-	-	351	Uniforms and Protective Clothing	900
-	-	-	352	Stores Items	3,000
-	-	-	355	Fuel and Oil	700
-	-	-	423	Official Celebrations	37,500
-	-	-	500	State House (Capital Improvements)	5,000
-	-	-	501	New Buildings and Extensions	10,000
-	-	-	502	Plant and Equipment	10,200
-	-	-	506	Furniture and Fittings	17,000
-	-	-	509	State House- Ground Improvements	5,000
<u>\$ -</u>	<u>\$ -</u>	<u>\$ -</u>		TOTAL:	<u>\$ 291,000</u>



Nauruan Affairs Office (05)
(Department of the Chief Secretary)

<u>Authorised Expenditure 1974-1975</u>	<u>*Total Expenditure as at 30.4.1975</u>	<u>Estimated Expenditure 1974-1975</u>	<u>Account Number</u>	<u>Description</u>	<u>Estimated Expenditure 1975-1976</u>
\$35,000	\$27,933	\$35,000	202	Salaries- Local Staff	\$39,700
2,700	2,500	2,700	212	Overtime- Local Staff	2,600
500	315	500	301	Printing and Stationery	600
400	123	200	352	Stores Items	800
-	-	-	502	Plant and Equipment	1,200
900	887	900	506	Furniture and Fittings	800
<hr/>	<hr/>	<hr/>			<hr/>
\$39,500	\$31,758	\$39,300		TOTAL:	\$45,700
<hr/>	<hr/>	<hr/>			<hr/>

*Comprises: \$(68) being moneys committed but not expended as at 30.4.1975
\$31,690 being moneys actually expended as at 30.4.1975

Broadcasting Service (23)
(Department of the Chief Secretary)

Authorised Expenditure 1974-1975	*Total Expenditure as at 30.4.1975	Estimated Expenditure 1974-1975	Account Number	Description	Estimated Expenditure 1975-1976
\$ 52,500	\$ 29,683	\$ 38,000	202	Salaries- Local Staff	\$ 46,200
4,700	3,049	4,200	212	Overtime- Local Staff	4,500
1,500	-	-	255	Travel and Transfer- Business Purposes	700
-	-	-	272	Programme Contributors	4,000
500	411	500	301	Printing and Stationery	600
100	-	100	308	Reference Library and Periodicals	300
3,000	2,594	3,000	352	Stores Items	3,900
200	150	200	355	Fuel and Oil	-
5,500	1,453	4,500	502	Plant and Equipment	5,000
-	-	-	503	Installation Costs	1,000
1,600	228	1,000	506	Furniture and Fittings	500
<hr/>	<hr/>	<hr/>			<hr/>
\$ 60,600	\$ 37,568	\$ 51,500		TOTAL:	\$ 66,700
<hr/>	<hr/>	<hr/>			<hr/>

*Comprises \$ (443) being moneys committed but not expended as at 30.4.1975
\$ 37,125 being moneys actually expended as at 30.4 1975

Radio Station (24)
(Department of the Chief Secretary)

Authorized Expenditure 1974-1975	*Total Expenditure as at 30.4.1975	Estimated Expenditure 1974-1975	Account Number	Description	Estimated Expenditure 1975-1976
\$ 49,800	\$ 35,850	\$ 47,400	202	Salaries- Local Staff	\$ 69,500
16,500	13,376	16,400	203	Salaries- Expatriates	17,200
7,200	6,014	7,200	212	Overtime- Local Staff	8,000
2,000	-	2,000	213	Overtime- Expatriates	2,000
1,000	368	400	251	Travel and Transfer- Staff	3,400
1,000	13	13	355	Travel and Transfer- Business Purposes	1,500
1,000	626	1,000	301	Printing and Stationery	1,200
1,200	370	700	308	Reference Library and Periodicals	800
1,800	1,130	1,400	352	Stores Items	3,000
300	186	230	355	Fuel and Oil	-
671,500	58,027	588,109	502	Plant and Equipment	11,700
3,200	1,500	3,200	503	Installation Costs	10,000
300	248	300	506	Furniture and Fittings	1,100
<u>\$756,800</u>	<u>\$117,708</u>	<u>\$668,352</u>		TOTAL:	<u>\$129,400</u>

*Comprises: \$(38,215) being moneys committed but not expended as at 30.4.1975
\$ 79,493 being moneys actually expended as at 30.4.1975

Ministerial (13)
(Department of the Chief Secretary)

Authorised Expenditure 1974-1975	*Total Expenditure as at 30.4.1975	Estimated Expenditure 1974-1975	Account Number	Description	Estimated Expenditure 1975-1976
\$ 53,000	\$ 41,597	\$ 50,900	201	Salaries- Cabinet Ministers	\$ 34,000
2,200	1,464	1,900	212	Overtime- Local Staff	-
25,300	12,620	15,200	228	Salaries- Domestic Staff	-
134,300	95,672	134,000	255	Travel & Transfer- Business Purposes	14,500
8,000	2,269	6,300	270	Entertainment	1,500
2,800	1,511	2,200	301	Printing and Stationery	800
6,000	2,733	3,500	305	Telephone & Telegrams (Inc. O.T.C. Charges)	1,500
200	-	100	351	Uniforms and Protective Clothing	-
3,000	1,419	2,000	352	Stores Items	300
500	-	-	355	Fuel and Oil	-
37,000	13,076	33,000	423	Official Celebrations	800
6,500	5,036	6,500	502	Plant and Equipment	-
11,800	-	-	506	Furniture and Fittings	3,900
200,000	100,000	100,000	999	Contingency	100,000
<hr/>	<hr/>	<hr/>		TOTAL:	<hr/>
\$490,600	\$277,397	\$355,600			\$157,300
<hr/>	<hr/>	<hr/>			<hr/>

*Comprises \$(8,814) being moneys committed but not expended as at 30.4.1975

\$268,583 being moneys actually expended as at 30.4.1975

Nauru Phosphate Royalties Trust (14)
(Department of the Chief Secretary)

<u>Authorised Expenditure 1974-1975</u>	<u>*Total Expenditure as at 30.4.1975</u>	<u>Estimated Expenditure 1974-1975</u>	<u>Account Number</u>	<u>Description</u>	<u>Estimated Expenditure 1975-1976</u>
\$ -	\$ -	\$ -	202	Salaries - Local Staff	\$ 1,600
78,500	53,712	74,400	203	Salaries - Expatriates	120,000
300	-	100	213	Overtime - Expatriates	200
17,400	5,969	6,000	255	Travel and Transfer - Business Purposes	10,000
2,500	1,637	1,900	270	Entertainment	2,500
1,500	426	1,000	280	Recruitment Expenses	1,000
2,000	864	1,000	301	Printing and Stationery	4,600
13,400	12,033	13,400	302	Office Rental	13,300
3,500	2,269	3,500	305	Telephones and Telegrams (Inc. O.T.C. Charges)	4,000
600	292	400	306	Postages	500
900	53	100	307	Teleprinter Time	100
1,500	1,455	1,500	308	Reference Library and Periodicals	2,200
4,000	212	4,000	314	Legal Expenses (External)	5,000
600	460	500	315	Insurances	800
1,000	-	-	325	Consultants' Fees	2,000
57,000	2,011	56,500	326	Special Projects	50,000
900	635	700	356	Mileage Allowance	900
400	299	400	359	Electricity	500
-	-	-	502	Plant and Equipment	1,600
-	-	-	506	Furniture and Fittings	1,400
<u>\$186,000</u>	<u>\$82,327</u>	<u>\$165,400</u>		TOTAL:	<u>\$222,200</u>

*Comprises: \$(600) being moneys committed but not expended as at 30.4.1975
\$81,727 being moneys actually expended as at 30.4.1975

Department of External Affairs (18)

Authorised Expenditure 1974-1975	*Total Expenditure as at 30.4.1975	Estimated Expenditure 1974-1975	Account Number	Description	Estimated Expenditure 1975-1976
\$ 20,900	\$ 4,022	\$ 6,410	202	Salaries- Local Staff	\$ 33,400
29,100	11,619	18,600	203	Salaries- Expatriates	48,500
1,300	286	344	212	Overtime- Local Staff	1,000
-	-	-	213	Overtime- Expatriates	1,300
8,000	4,133	6,384	251	Travel and Transfer- Staff	8,000
35,000	29,540	39,265	255	Travel and Transfer- Business Purposes	37,600
6,500	1,529	1,835	270	Entertainment	2,200
800	333	755	301	Printing and Stationery	800
13,500	-	13,100	302	Office Rental	24,500
2,500	-	1,100	305	Telephone and Telegrams (Inc. O.T.C. Charges)	600
1,000	-	150	306	Postages	300
1,000	84	199	308	Reference Library and Periodicals	400
130,800	50,314	55,314	309	Membership Fees and Subscriptions	81,300
1,100	-	400	310	Advertising	200
500	-	-	311	Repairs and Maintenance- Office Equipment	200
26,000	-	24,860	312	Repairs and Maintenance- Office Premises	400
800	-	500	315	Insurances	1,000
-	-	-	316	Miscellaneous	100
10,500	-	1,000	317	House Rent	6,000
300	-	100	318	Bank Charges	400
1,500	-	-	325	Constultants' Fees	500
800	31	190	352	Stores Items	900
600	-	100	353	Repairs and Maintenance- Plant	500
1,100	-	1,000	354	Repairs and Maintenance- Buildings	500
900	- 5	105	355	Fuel and Oil	900
3,000	-	700	359	Electricity	800
-	-	-	490	South Pacific Conference Expenses	30,000
1,071,200	910,125	976,201	456	Subsidies and Donations- General	400

Department of External Affairs (18)

<u>Authorised Expenditure 1974-1975</u>	<u>*Total Expenditure as at 30.4.1975</u>	<u>Estimated Expenditure 1974-1975</u>	<u>Account Number</u>	<u>Description</u>	<u>Estimated Expenditure 1975-1976</u>
\$ 19,000	\$ 626	\$ 18,301	502	Plant and Equipment	\$ 26,400
\$ 15,000	1,154	11,154	506	Furniture and Fittings	8,400
<hr/>	<hr/>	<hr/>			<hr/>
\$1,402,700	\$1,013,801	\$1,178,067		TOTAL:	\$317,500
<hr/>	<hr/>	<hr/>			<hr/>

*Comprises: \$(3,085) being moneys committed but not expended as at 30.4.1975
 \$1,010,716 being moneys actually expended as at 30.4.1975

Melbourne Office (08)
Department of External Affairs)

Authorised Expenditure 1974-1975	*Total Expenditure as at 30.4.1975	Estimated Expenditure 1974-1975	Account Number	Description	Estimated Expenditure 1975-1976
\$ -	\$ -	\$ -	202	Salaries- Local Staff	\$ 19,300
164,100	126,849	164,100	203	Salaries- Expatriates	179,300
3,500	1,948	2,326	213	Overtime- Expatriates	2,500
6,500	1,432	4,528	251	Travel and Transfer- Staff	5,000
7,300	6,180	7,034	255	Travel and Transfer- Business Purposes	6,300
5,900	4,851	5,726	270	Entertainment	5,800
2,500	1,626	1,953	280	Recruitment	2,500
6,000	6,758	5,341	301	Printing and Stationery	5,000
34,300	30,147	34,244	302	Office Rental	41,000
21,000	13,869	20,000	305	Telephone and Telegrams	22,000
2,600	2,118	2,527	306	Postages	3,000
7,000	4,586	5,504	307	Teleprinter Time	5,000
600	454	547	308	Reference Library and Periodicals	600
300	49	49	310	Advertising	200
3,000	2,768	2,830	311	Repairs and Maintenance- Office Equipment	3,300
500	70	70	312	Repairs and Maintenance- Office Premises	200
100	20	20	314	Legal Expenses- External	1,000
2,800	2,370	2,370	315	Insurances	3,700
2,400	1,841	2,293	316	Miscellaneous	1,500
5,300	4,332	5,195	318	Bank Charges	5,300
8,000	4,704	5,500	325	Consultants' Fees	14,500
200	12	100	352	Stores Items	200
3,500	2,701	3,251	353	Repairs and Maintenance- Plant	3,800
1,500	492	606	355	Fuel and Oil	1,000
6,500	5,616	6,480	356	Mileage Allowance	-
2,000	1,227	2,000	359	Electricity	2,000
-	-	-	431	Overseas Medical Treatment	600
7,000	5,430	6,517	502	Plant and Equipment	1,700
200	111	135	506	Furniture and Fittings	500
<u>\$304,600</u>	<u>\$232,561</u>	<u>\$291,246</u>		TOTAL:	<u>\$336,800</u>

*Comprises: \$(2,078) being moneys committed but not expended as at 20.4.1975
\$230,483 being moneys actually expended as at 30.4.1975

London Office (15)
(Department of External Affairs)

<u>Authorised Expenditure 1974-1975</u>	<u>*Total Expenditure as at 30.4.1975</u>	<u>Estimated Expenditure 1974-1975</u>	<u>Account Number</u>	<u>Description</u>	<u>Estimated Expenditure 1975-1976</u>
\$15,700	\$12,677	\$15,700	203	Salaries- Expatriates	\$17,700
4,500	2,669	4,500	255	Travel and Transfer- Business Purposes	5,500
1,000	376	440	270	Entertainment	1,800
700	423	473	301	Printing and Stationery	900
6,900	5,247	6,296	302	Office Rental	12,800
1,500	1,212	1,365	305	Telephone & Telegrams (Inc. O.T.C. Charges)	2,100
1,700	864	1,003	306	Postages	1,200
3,000	2,028	2,428	307	Teleprinter Time	3,000
500	207	245	308	Reference Library and Periodicals	300
100	25	31	311	Repairs and Maintenance- Office Equipment	100
300	-	-	312	Repairs and Maintenance Office Premises	200
2,000	1,430	1,688	315	Insurances	2,200
1,100	393	868	316	Miscellaneous	300
900	526	550	325	Consultants' Fees	600
-	-	-	353	Repairs and Maintenance- Plant	500
-	-	-	355	Fuel and Oil	400
-	-	-	502	Plant and Equipment	4,500
<u>\$39,900</u>	<u>\$28,077</u>	<u>\$35,587</u>		TOTAL:	<u>\$54,100</u>

*Comprises: (-) being moneys committed but not expended as at 30.4.1975
\$28,077 being moneys actually expended as at 30.4.1975

Tokyo Office (17)
(Department of External Affairs)

Authorised Expenditure 1974-1975	*Total Expenditure as at 30.4.1975	Estimated Expenditure 1974-1975	Account Number	Description	Estimated Expenditure 1975-1976
\$ 8,600	\$ 6,243	\$ 8,500	202	Salaries- Local Staff	\$ 12,900
14,600	11,134	14,600	203	Salaries- Expatriates	16,900
1,100	102	102	213	Overtime- Expatriates	1,000
5,500	5,369	5,500	251	Travel and Transfer- Staff	1,000
21,300	18,103	18,103	255	Travel and Transfer- Business Purposes	20,000
11,200	5,717	10,000	270	Entertainment	10,000
600	-	-	280	Recruitment Expenses	1,000
2,400	2,067	2,300	301	Printing and Stationery	3,000
38,200	30,878	36,752	302	Office Rental	42,000
5,700	3,685	4,000	305	Telephone & Telegrams (Inc. O.T.C. Charges)	7,500
600	392	600	306	Postages	600
3,800	2,975	3,000	307	Teleprinter Time	4,000
1,100	589	846	308	Reference Library and Periodicals	1,000
200	108	108	309	Membership Fees and Subscriptions	200
200	-	-	310	Advertising	400
700	117	162	311	Repairs and Maintenance- Office Equipment	500
1,900	619	783	312	Repairs and Maintenance- Office Premises	2,000
1,100	727	1,092	314	Legal Expenses (External)	1,500
800	373	560	315	Insurances	1,000
1,500	1,242	1,500	316	Miscellaneous	1,600
21,200	13,224	21,200	317	House Rent	18,600
100	-	-	318	Bank Charges	100
500	-	-	325	Consultants' Fees	2,000
600	178	218	352	Stores Items	500
400	127	200	353-	Repairs and Maintenance- Plant	500
1,100	761	1,000	355	Fuel and Oil	1,400
1,300	584	778	359	Electricity	1,000
4,300	1,245	4,266	406	Educational Expenses- Special	5,300
-	-	-	407	Medical Expenses- Special	800
400	-	-	502	Plant and Equipment	500
1,500	575	1,000	506	Furniture and Fittings	200
<u>\$152,500</u>	<u>\$107,134</u>	<u>\$137,170</u>		TOTAL:	<u>\$159,000</u>

Tokyo Office (17)
(Department of External Affairs)

<u>Authorised Expenditure 1974-1975</u>	<u>*Total Expenditure as at 30.4.1975</u>	<u>Estimated Expenditure 1974-1975</u>	<u>Account Number</u>	<u>Description</u>	<u>Estimated Expenditure 1975-1976</u>
---	---	--	-----------------------	--------------------	--

*Comprises: \$(24,606) being moneys committed but not expended as at 30.4.1975
 \$ 82,528 being moneys actually expended as at 30.4.1975

San Francisco Office (19)
(Department of External Affairs)

Authorized Expenditure 1974-1975	*Total Expenditure as at 30.4.1975	Estimated Expenditure 1974-1975	Account Number	Description	Estimated Expenditure 1975-1976
\$ 8,700	\$ 6,204	\$ 8,676	203	Salaries- Expatriates	\$ 6,500
1,100	236	313	255	Travel and Transfer- Business Purposes	600
1,000	138	228	270	Entertainment	1,500
1,300	839	1,160	301	Printing and Stationery	1,100
2,300	1,591	1,998	305	Telephone and Telegrams	1,600
300	198	253	306	Postages	200
1,100	774	854	307	Teleprinter Time	800
300	96	132	308	Reference Library and Periodicals	100
500	155	238	309	Membership Fees and Subscriptions	100
500	202	289	316	Miscellaneous	200
400	326	340	352	Stores Items	100
<hr/>	<hr/>	<hr/>			<hr/>
\$ 17,500	\$ 10,759	\$ 14,481		TOTAL:	\$ 12,800
<hr/>	<hr/>	<hr/>			<hr/>

*Comprises: \$ (-) being moneys committed but not expended as at 30.4.1975
 \$ 10,759 being moneys actually expended as at 30.4.1975

Saipan Office (25)
(Department of External Affairs)

<u>Authorised Expenditure 1974-1975</u>	<u>*Total Expenditure as at 30.4.1975</u>	<u>Estimated Expenditure 1974-1975</u>	<u>Account Number</u>	<u>Description</u>	<u>Estimated Expenditure 1975-1976</u>
\$ 1,200	\$ 765	\$ 1,126	203	Salaries- Expatriates	\$ 1,300
1,100	562	660	255	Travel and Transfer- Business Purposes	600
100	-	-	270	Entertainment	400
100	73	79	301	Printing and Stationery	100
600	382	452	305	Telephone and Telegrams	500
100	20	20	306	Postages	100
100	-	-	309	Membership Fees and Subscriptions	-
-	-	-	316	Miscellaneous	100
<u>\$ 3,300</u>	<u>\$ 1,802</u>	<u>\$ 2,337</u>	TOTAL:		<u>\$ 3,100</u>

*Comprises \$ (-) being moneys committed but not expended as at 30.4.1975
 \$ 1,802 being moneys actually expended as at 30.4.1975

Hong Kong Office (26)
(Department of External Affairs)

Authorised Expenditure 1974-1975	Total Expenditure as at 30.4.1975	Estimated Expenditure 1974-1975	Account Number	Description	Estimated Expenditure 1975-1976
\$	\$	\$			\$
-	-	-	203	Salaries- Expatriates	15,700
-	-	-	213	Overtime- Expatriates	500
-	-	-	255	Travel and Transfer- Business Purposes	1,000
-	-	-	270	Entertainment	2,000
-	-	-	280	Recruitment Expenses	1,000
-	-	-	301	Printing and Stationery	500
-	-	-	302	Office Rental	13,500
-	-	-	305	Telephone and Telegrams (Inc. O.T.C. Charges)	1,100
-	-	-	306	Postages	300
-	-	-	307	Teleprinter Time	3,000
-	-	-	308	Reference Library and Periodicals	100
-	-	-	310	Advertising	2,000
-	-	-	311	Repairs and Maintenance- Office Equipment	300
-	-	-	312	Repairs and Maintenance- Office Premises	200
-	-	-	314	Legal Expenses (External)	500
-	-	-	315	Insurances	1,500
-	-	-	316	Miscellaneous	300
-	-	-	318	Bank Charges	1,000
-	-	-	325	Consultants' Fees	1,000
-	-	-	352	Stores Items	200
-	-	-	353	Repairs and Maintenance- Plant	300
-	-	-	355	Fuel and Oil	500
-	-	-	359	Electricity	1,000
-	-	-	502	Plant and Equipment	500
-	-	-	506	Furniture and Fittings	100
<u>\$ -</u>	<u>\$ -</u>	<u>\$ -</u>			<u>\$ 48,100</u>

Honolulu Office (27)
(Department of External Affairs)

<u>Authorised Expenditure 1974-1975</u>	<u>Total Expenditure as at 30.4.1975</u>	<u>Estimated Expenditure 1974-1975</u>	<u>Account Number</u>	<u>Description</u>	<u>Estimated Expenditure 1975-1976</u>
\$	\$	\$			\$
-	-	-	203	Salaries- Expatriates	700
-	-	-	255	Travel and Transfer- Business Purposes	100
-	-	-	270	Entertainment	1,000
-	-	-	301	Printing and Stationery	100
-	-	-	305	Telephone and Telegrams (In. O.T.C. Charges)	200
-	-	-	306	Postages	100
-	-	-	307	Teleprinter Time	100
-	-	-	309	Membership Fees and Subscriptions	100
-	-	-	316	Miscellaneous	100
-	-	-	352	Stores Items	100
<u>\$ -</u>	<u>\$ -</u>	<u>\$ -</u>			<u>\$ 2,600</u>

Guam Office (28)
(Department of External Affairs)

<u>Authorized Expenditure 1974-1975</u>	<u>*Total Expenditure as at 30.4.1975</u>	<u>Estimated Expenditure 1974-1975</u>	<u>Account Number</u>	<u>Description</u>	<u>Estimated Expenditure 1975-1976</u>
\$ -	\$ -	\$ -	203	Salaries- Expatriates	\$ 1,600
-	-	-	255	Travel and Transfer- Business Purposes	300
-	-	-	270	Entertainment	400
-	-	-	305	Telephone and Telegrams (including O.T.C. charges)	500
-	-	-	306	Postages	100
-	-	-	307	Teleprinter Time	300
-	-	-	309	Membership Fees and Subscriptions	100
-	-	-	316	Miscellaneous	100
<hr/>					
-	\$ -	\$ -		TOTAL:	\$ 3,400
<hr/>					
<hr/>					

Auckland Office (29)
(Department of External Affairs)

<u>Authorised Expenditure 1974-1975</u>	<u>Total Expenditure as at 30.4.1975</u>	<u>Estimated Expenditure 1974-1975</u>	<u>Account Number</u>	<u>Description</u>	<u>Estimated Expenditure 1975-1976</u>
\$	\$	\$			\$
-	-	-	203	Salaries- Expatriates	800
-	-	-	255	Travel and Transfer- Business Purposes	100
-	-	-	270	Entertainment	700
-	-	-	301	Printing and Stationery	100
-	-	-	305	Telephones and Telegrams (Inc. O.T.C. Charges)	200
-	-	-	306	Postages	100
-	-	-	309	Membership Fees and Subscriptions	100
<hr/>	<hr/>	<hr/>			<hr/>
\$ -	\$ -	\$ -			\$ 2,100
<hr/>	<hr/>	<hr/>			<hr/>

Taipei Office (30)
(Department of External Affairs)

<u>Authorised Expenditure 1974-1975</u>	<u>Total Expenditure as at 30.4.1975</u>	<u>Estimated Expenditure 1974-1975</u>	<u>Account Number</u>	<u>Description</u>	<u>Estimated Expenditure 1975-1976</u>
\$	\$	\$			\$
-	-	-	202	Salaries- Local Staff	8,400
-	-	-	203	Salaries- Expatriates	5,500
-	-	-	213	Overtime- Expatriates	100
-	-	-	255	Travel and Transfer- Business Purposes	1,000
-	-	-	270	Entertainment	2,500
-	-	-	280	Recruitment Expenses	500
-	-	-	301	Printing and Stationery	300
-	-	-	302	Office Rental	7,000
-	-	-	305	Telephone and Telegrams (Inc. O.T.C. Charges)	500
-	-	-	306	Postages	200
-	-	-	307	Teleprinter Time	1,500
-	-	-	308	Reference Library and Periodicals	200
-	-	-	310	Advertising	300
-	-	-	311	Repairs and Maintenance- Office Equipment	300
-	-	-	312	Repairs and Maintenance- Office Premises	200
-	-	-	314	Legal Expenses (External)	300
-	-	-	315	Insurances	2,000
-	-	-	316	Miscellaneous	500
-	-	-	318	Bank Charges	500
-	-	-	325	Consultants' Fees	500
-	-	-	352	Stores Items	200
-	-	-	353	Repairs and Maintenance- Plant	300
-	-	-	355	Fuel and Oil	500
-	-	-	359	Electricity	700
-	-	-	431	Overseas Medical Treatment	300
-	-	-	502	Plant and Equipment	400
-	-	-	506	Furniture and Fittings	200
<u>-</u>	<u>-</u>	<u>-</u>			<u>\$ 34,900</u>

Department of Finance (03)

Authorised Expenditure 1974-1975	*Total Expenditure as at 30.4.1975	Estimated Expenditure 1974-1975	Account Number	Description	Estimated Expenditure 1975-1976
\$ 89,500	\$ 70,934	\$ 87,684	202	Salaries- Local Staff	\$122,800
50,500	41,785	50,185	203	Salaries- Expatriates	50,200
5,500	2,956	4,500	206	Provident Fund- Local Staff	7,000
185,000	152,858	184,358	207	Superannuation- Government Contribution	172,000
13,200	10,770	12,970	212	Overtime- Local Staff	13,000
2,000	884	1,884	213	Overtime- Expatriates	1,600
45,000	36,908	44,100	226	Provident Fund- Expatriates	57,000'
6,500	5,248	6,200	236	Provident Fund Non-European Contract Employees	4,800
3,600	2,402	3,092	251	Travel and Transfer- Staff	12,100
1,300	1,033	1,033	255	Travel and Transfer- Business Purposes	2,900
7,500	4,356	6,911	301	Printing and Stationery	9,900
-	-	-	302	Office Rental	2,000
200	128	158	308	Reference Library and Periodicals	400
39,600	9,718	22,800	315	Insurances	44,000
1,300	814	994	318	Bank Charges	1,000
12,400	6,508	10,708	321	Carriage of Mails	13,400
18,300	15,641	16,809	322	Philatelic and Postal	34,400
3,000	-	2,500	325	Consultants' Fees	6,000
-	-	-	351	Uniforms and Protective Clothing	800
200	96	121	352	Stores Items	200
4,500	1,878	2,966	353	Repairs and Maintenance- Plant	-
100	22	22	356	Mileage Allowance	100
142,900	97,356	142,156	381	Dependants' Allowances	171,500
3,500	1,947	2,447	382	Special Ex Gratia Pensions	3,700
11,000	-	11,000	387	Social Services	12,000
-	-	-	391	Transportation Expenses- Air Freight	19,800
-	-	-	392	Transportation Expenses- Sea Freight	242,300
106,300	47,119	105,119	489	Buying Commission	110,000

Department of Finance (03)

<u>Authorised Expenditure 1974-1975</u>	<u>*Total Expenditure as at 30.4.1975</u>	<u>Estimated Expenditure 1974-1975</u>	<u>Account Number</u>	<u>Description</u>	<u>Estimated Expenditure 1975-1976</u>
\$ 2,800	\$ 1,283	\$ 1,283	502	Plant and Equipment	\$ 2,600
900	-	-	506	Furniture and Fittings	6,200
<hr/>	<hr/>	<hr/>			<hr/>
\$756,600	\$512,644	\$722,000		TOTAL:	\$1,123,700
<hr/>	<hr/>	<hr/>			<hr/>

*Comprises \$(2,505) being moneys committed but not expended as at 30.4.1975

\$510,139 being moneys actually expended as at 30.4.1975

Department of Justice (10)

Authorised Expenditure 1974-1975	*Total Expenditure as at 30.4.1975	Estimated Expenditure 1974-1975	Account Number	Description	Estimated Expenditure 1975-1976
\$ 4,700	\$ 1,688	\$ 4,600	202	Salaries- Local Staff	\$ 10,700
35,500	29,222	35,500	203	Salaries- Expatriates	38,400
200	-	-	212	Overtime- Local Staff	200
1,100	597	1,100	213	Overtime- Expatriates	900
6,800	4,629	6,200	251	Travel and Transfer- Staff	11,200
8,100	2,411	2,500	255	Travel and Transfer- Business Purposes	3,000
1,300	858	1,200	301	Printing and Stationery	1,500
2,100	1,175	2,100	308	Reference Library and Periodicals	900
100	100	100	309	Membership Fees and Subscriptions	100
1,500	640	800	314	Legal Expenses- External	3,000
100	-	-	316	Miscellaneous	100
10,000	1,178	7,500	319	Printing of Legislation	10,000
-	-	-	320	Consolidated Edition of the Laws	100
100	22	30	352	Stores Items	100
2,300	1,571	1,800	502	Plant and Equipment	1,300
1,200	865	900	506	Furniture and Fittings	500
<u>\$ 75,100</u>	<u>\$ 44,956</u>	<u>\$ 64,330</u>		TOTAL:	<u>\$ 82,000</u>

*Comprises: \$ (1,770) being moneys committed but not expended as at 30. 4.1975
 \$ 43,186 being moneys actually expended as at 30.4.1975

Police, Prisons, Customs and Immigration (04)
(Department of Justice)

Authorised Expenditure 1974-1975	*Total Expenditure as at 30.4.1975	Estimated Expenditure 1974-1975	Account Number	Description	Estimated Expenditure 1975-1976
\$184,000	\$135,258	\$162,300	202	Salaries- Local Staff	\$207,600
13,600	7,992	13,600	203	Salaries- Expatriates	4,000
27,900	20,397	27,900	212	Overtime- Local Staff	19,800
2,100	600	2,000	251	Travel and Transfer- Staff	900
1,300	448	450	255	Travel and Transfer- Business Purposes	1,500
1,000	90	100	256	Deportation of Aliens	1,000
2,500	1,979	2,200	301	Printing and Stationery	3,500
200	126	200	308	Reference Library and Periodicals	100
100	-	-	316	Miscellaneous	100
100	-	-	325	Consultants' Fees	1,000
6,500	6,206	6,300	351	Uniforms and Protective Clothing	6,500
600	189	400	352	Stores Items	900
3,600	2,749	3,600	355	Fuel and Oil	3,500
3,000	1,245	2,600	371	Rations (Prison)	3,500
4,000	-	-	404	Scholarships- School and Trade	4,000
2,000	22	200	429	Police and Prison Supplies	2,200
12,200	11,378	11,500	502	Plant and Equipment	13,100
700	645	700	506	Furniture and Fittings	600
<u>\$265,400</u>	<u>\$189,324</u>	<u>\$234,050</u>		TOTAL:	<u>\$273,800</u>

*Comprises: \$ (2,121) being moneys committed but not expended as at 30.4.1975
\$187,203 being moneys actually expended as at 30.4.1975

Judiciary (16)

<u>Authorised Expenditure 1974-1975</u>	<u>*Total Expenditure as at 30.4.1975</u>	<u>Estimated Expenditure 1974-1975</u>	<u>Account Number</u>	<u>Description</u>	<u>Estimated Expenditure 1975-1976</u>
\$ 13,800	\$ 8,070	\$12,500	202	Salaries- Local Staff	\$16,800
44,700	37,889	44,700	203	Salaries- Expatriates	43,300
200	39	80	212	Overtime- Local Staff	100
100	71	100	213	Overtime- Expatriates	200
900	162	900	228	Salaries- Domestic Staff	1,100
9,400	1,869	3,000	251	Travel and Transfer- Staff	12,700
6,500	4,668	5,000	255	Travel and Transfer- Business Purposes	10,500
1,800	877	1,250	301	Printing and Stationery	1,700
6,700	4,952	5,300	308	Reference Library and Periodicals	2,000
200	21	150	316	Miscellaneous	900
3,400	1,618	1,800	317	House Rent	-
100	46	100	352	Stores Items	200
7,200	2,976	5,000	502	Plant and Equipment	4,200
800	604	700	506	Furniture and Fittings	300
5,000	-	-	540	Legal Aid	3,000
400	-	-	541	Family Court Expenses	2,600
<u>\$101,200</u>	<u>\$63,862</u>	<u>\$80,580</u>		TOTAL:	<u>\$99,600</u>

*Comprises: \$(3,133) being moneys committed but not expended as at 30.4.1975
 \$60,729 being moneys actually expended as at 30.4.1975

Department of Island Development and Industry (02)

Authorised Expenditure 1974-1975	*Total Expenditure as at 30.4.1975	Estimated Expenditure 1974-1975	Account Number	Description	Estimated Expenditure 1975-1976
\$	\$	\$			\$
35,000	23,253	25,700	202	Salaries- Local Staff	39,200
21,000	12,993	14,750	203	Salaries- Expatriates	24,700
3,000	1,407	1,800	212	Overtime- Local Staff	3,200
200	135	170	213	Overtime- Expatriates	200
2,400	2,242	2,400	251	Travel and Transfer- Staff	5,000
10,700	2,180	2,200	255	Travel and Transfer- Business Purposes	4,200
1,500	575	1,000	301	Printing and Stationery	1,900
100	49	65	306	Postages	100
300	232	240	308	Reference Library and Periodicals	400
10,000	3,386	3,400	325	Consultants' Fees	7,500
1,112,700	419,905	1,045,000	326	Special Projects	1,129,600
100	-	60	351	Uniforms and Protective Clothing	Nil
28,000	22,532	28,000	352	Stores Items	42,000
2,000	1,632	2,000	353	Repairs and Maintenance- Plant	3,000
300	206	300	355	Fuel and Oil	Nil
16,700	14,685	16,500	427	Printery Supplies	26,000
37,500	27,025	27,100	502	Plant and Equipment	Nil
1,000	109	450	506	Furniture and Fittings	600
50,000	3,486	50,000	515	Republic of Nauru Finance Corporation	50,000
<u>\$1,332,500</u>	<u>\$ 536,032</u>	<u>\$1,221,135</u>			<u>\$ 1,337,600</u>

*Comprises: \$(424.704) being moneys committed but not expended as at 30.4.1975
 \$ 111.328 being moneys actually expended as at 30.4.1975

Lands and Survey (09)
(Department of Island Development and Industry)

Authorised Expenditure 1974-1975	*Total Expenditure as at 30.4.1975	Estimated Expenditure 1974-1975	Account Number	Description	Estimated Expenditure 1975-1976
\$	\$	\$			\$
65,100	41,549	56,000	202	Salaries- Local Staff	73,400
9,600	7,992	9,591	203	Salaries- Expatriates	9,600
3,700	265	300	212	Overtime- Local Staff	2,000
300	234	234	251	Travel and Transfer- Staff	3,900
300	109	300	255	Travel and Transfer- Business Purposes	600
400	322	350	301	Printing and Stationery	400
511,700	30,386	30,400	303	Land Rental	704,000
100	56	56	308	Reference Library and Periodicals	100
100	44	70	309	Membership Fees and Subscriptions	100
300	49	49	311	Repairs and Maintenance- Office Equipment	200
100	44	50	316	Miscellaneous	100
300	144	150	353	Repairs and Maintenance- Plant	300
400	272	330	355	Fuel and Oil	-
1,600	1,282	1,400	428	Survey Supplies	4,100
3,300	2,700	3,000	502	Plant and Equipment	5,200
1,100	561	600	506	Furniture and Fittings	400
\$ 598,400	\$ 86,009	\$ 102,880			\$ 804,400

*Comprises: \$(559) being moneys committed but not expended as at 30.4.1975
\$85,450 being moneys actually expended as at 30.4.1975

Department of Civil Aviation (20)

Authorised Expenditure 1974-1975	*Total Expenditure as at 30.4.1975	Estimated Expenditure 1974-1975	Account Number	Description	Estimated Expenditure 1975-1976
\$ 101,100	\$ 68,060	\$ 81,672	202	Salaries- Local Staff	\$ 121,900
411,200	235,555	330,992	203	Salaries- Expatriates	555,800
40,000	4,755	11,422	205	Salaries- Non-European Contract Employees	61,700
11,800	8,046	11,750	212	Overtime- Local Staff	5,800
800	341	741	213	Overtime- Expatriates	1,100
2,600	2,086	2,503	215	Overtime- Non-European Contract Employees	2,500
2,500	2,062	2,498	251	Travel and Transfer- Staff	4,200
39,800	33,694	39,794	255	Travel and Transfer- Business Purposes	40,000
12,400	9,103	11,890	301	Printing and Stationery	15,500
5,100	1,086	1,936	302	Office Rental	3,200
4,200	3,482	4,182	305	Telephone & Telegrams (Inc. O.T.C. Charges)	9,000
1,500	403	653	308	Reference Library and Periodicals	2,000
367,300	216,075	277,292	315	Insurances	317,700
36,000	22,464	31,164	325	Consultants' Fees	20,900
79,500	10,108	58,307	326	Special Projects	59,800
8,500	6,884	8,410	351	Uniforms and Protective Clothing	6,700
8,000	3,644	3,644	353	Repairs and Maintenance- Plant	7,900
1,363,800	966,153	1,285,153	355	Fuel and Oil	2,588,900
7,800	3,003	4,303	359	Electricity	7,000
84,900	21,653	83,130	502	Plant and Equipment	199,600
3,900	2,575	2,575	506	Furniture and Fittings	3,100
1,769,700	1,306,041	1,567,249	520	Lease and Charter Payments	2,821,700
218,800	130,329	172,446	521	Passenger Services and Catering	267,900
164,700	117,209	144,659	522	Agency and Handling	257,700
176,400	98,652	128,052	523	Navigation Charges	299,300
167,700	57,198	127,817	524	Stores and Spares	10,000
505,100	436,406	505,090	525	Engineering Services	609,900
127,000	66,118	68,278	526	Marketing, Advertising and Promotion	127,000
78,200	50,809	63,893	527	Positioning of Air Crew	187,000
110,800	39,763	41,083	528	Staff Training	18,200
7,167,400	1,311,832	7,167,365	530	Purchase of Aircraft	53,800
<u>\$13,078,500</u>	<u>\$5,235,589</u>	<u>\$12,239,943</u>		TOTAL:	<u>\$8,686,800</u>

Department of Civil Aviation (20)

<u>Authorised Expenditure 1974-1975</u>	<u>*Total Expenditure as at 30.4.1975</u>	<u>Estimated Expenditure 1974-1975</u>	<u>Account Number</u>	<u>Description</u>	<u>Estimated Expenditure 1975-1976</u>
---	---	--	-----------------------	--------------------	--

*Comprises: \$(80,728) being moneys committed but not expended as at 30.4.1975
 \$5,154,861 being moneys actually expended as at 30.4.1975

Department of Works and Community Services (06)

Authorised Expenditure 1974-1975	*Total Expenditure as at 30.4.1975	Estimated Expenditure 1974-1975	Account Number	Description	Estimated Expenditure 1975-1976
\$ 723,200	\$ 504,888	\$ 665,400	202	Salaries- Local Staff	\$ 952,200
48,100	32,998	38,100	203	Salaries- Expatriates	52,500
11,200	9,284	11,200	204	Salaries- Chinese	11,500
23,100	1,717	23,100	205	Salaries- Non-European Contract Employees	14,700
149,100	96,276	149,076	212	Overtime- Local Staff	260,200
800	412	770	213	Overtime- Expatriates	400
6,400	4,799	6,315	214	Overtime- Chinese	20,300
2,400	668	2,400	215	Overtime- Non-European Contract Employees	8,200
23,200	20,148	23,150	229	Mess Expenses- Chinese	57,000
11,300	4,421	7,614	251	Travel and Transfer- Staff	26,400
2,800	2,722	2,722	255	Travel and Transfer- Business Purposes	1,900
1,200	275	275	280	Recruitment Expenses	500
8,900	5,881	8,900	301	Printing and Stationery	10,000
4,900	3,276	4,900	304	Rental of Location Quarters	8,200
1,000	569	1,000	308	Reference Library and Periodicals	1,500
-	-	-	309	Membership Fees and Subscriptions	500
100	-	-	316	Miscellaneous	-
40,900	27,210	29,710	325	Consultants' Fees	40,000
354,500	16,500	16,500	326	Special Projects	1,134,000
800	430	800	351	Uniforms and Protective Clothing	4,200
600	576	596	352	Stores Items	600
191,700	158,599	191,700	353	Repairs and Maintenance- Plant	157,000
122,200	107,885	122,200	354	Repairs and Maintenance- Buildings	170,000
83,400	7,764	83,400	355	Fuel and Oil	150,000
-	-	-	356	Mileage Allowance	200
402,200	327,464	402,200	357	Transportation Expenses	-
47,400	20,541	36,000	358	Water Supplies	30,000
137,000	113,518	137,000	359	Electricity	147,600
5,000	-	3,964	360	Local Transport Services	-
1,300	1,010	1,250	423	Official Celebrations	5,000
201,500	195,938	201,490	501	New Buildings and Extensions	140,600
156,900	109,982	156,900	502	Plant and Equipment	158,400
9,800	4,450	6,906	503	Installation Costs of Plant	5,300

Department of Works and Community Services (06)

<u>Authorised Expenditure 1974-1975</u>	<u>*Total Expenditure as at 30.4.1975</u>	<u>Estimated Expenditure 1974-1975</u>	<u>Account Number</u>	<u>Description</u>	<u>Estimated Expenditure 1975-1976</u>
\$1,537,700	\$ 858,083	\$ 999,686	504	New Roads and Street Lighting	\$1,401,800
3,000	2,111	2,717	505	Repairs and Maintenance of Roads	3,500
28,000	6,275	27,935	506	Furniture and Fittings	7,000
1,000	71	971	507	New Sporting Facilities	50,000
400	12	392	508	Maintenance of Sporting Facilities	1,900
<hr/>	<hr/>	<hr/>			<hr/>
<u>\$4,343,000</u>	<u>\$2,646,753</u>	<u>\$3,367,239</u>		TOTAL:	<u>\$5,033,100</u>

*Comprises: \$(458,658) being moneys committed but not expended as at 30.4.1975
 \$2,188,095 being moneys actually expended as at 30.4.1975

Nauruan Housing (21)
(Department of Works and Community Services)

Authorised Expenditure 1974-1975	*Total Expenditure as at 30.4.1975	Estimated Expenditure 1974-1975	Account Number	Description	Estimated Expenditure 1975-1976
\$130,800	\$ 74,414	\$ 88,414	202	Salaries- Local Staff	\$144,600
8,000	6,663	7,863	203	Salaries- Expatriates	8,400
97,000	70,182	95,982	204	Salaries- Chinese	123,900
14,000	12,291	13,991	212	Overtime- Local Staff	14,500
87,300	29,165	39,165	214	Overtime- Chinese	89,300
170,600	67,291	120,000	229	Mess Expenses- Chinese	175,900
56,100	49,007	55,007	251	Travel and Transfer- Staff	72,900
4,400	4,305	4,305	280	Recruitment Expenses	4,800
1,000	442	1,000	301	Printing and Stationery	1,000
40,000	29,700	38,200	304	Rental of Location Quarters	55,300
1,000	133	500	318	Bank Charges	1,000
200	43	191	352	Stores Items	200
-	-	-	353	Repairs and Maintenance- Plant	9,600
42,000	8,315	42,000	354	Repairs and Maintenance- Buildings	70,700
17,200	2,355	17,200	355	Fuel and Oil	9,100
98,500	51,632	98,500	357	Freight Expenses	-
8,000	-	4,000	359	Electricity	5,000
-	-	-	391	Transportation Expenses- Air Freight	200
-	-	-	392	Transportation Expenses- Sea Freight	301,000
24,700	16,922	24,700	489	Buying Commission	75,300
400,000	303,762	400,000	501	New Buildings and Extensions	1,017,200
85,700	66,313	85,700	502	Plant and Equipment	80,100
<hr/>	<hr/>	<hr/>		TOTAL:	<hr/>
\$1,286,500	\$ 792,935	\$1,136,718			\$2,260,000
<hr/> <hr/>	<hr/> <hr/>	<hr/> <hr/>			<hr/> <hr/>

*Comprises: \$ (94,418) being moneys committed but not expended as at 30.4.1975
 \$698,517 being moneys actually expended as at 30.4.1975

Department of Health (11)

Authorised Expenditure 1974-1975	*Total Expenditure as at 30.4.1975	Estimated Expenditure 1974-1975	Account Number	Description	Estimated Expenditure 1975-1976
\$308,600	\$213,380	\$249,790	202	Salaries- Local Staff	\$335,000
67,800	49,143	59,039	203	Salaries- Expatriates	82,500
22,000	17,439	22,000	212	Overtime- Local Staff	22,000
2,500	1,415	1,649	213	Overtime- Expatriates	2,500
20,500	3,529	4,116	251	Travel and Transfer- Staff	16,000
4,700	2,555	4,011	255	Travel and Transfer- Business Purposes	9,000
2,200	1,402	1,798	301	Printing and Stationery	2,500
2,900	248	1,744	308	Reference Library and Periodicals	400
700	348	539	309	Membership Fees and Subscriptions	700
20,900	8,990	19,128	325	Consultants' Fees	33,000
1,200	731	1,200	351	Uniforms and Protective Clothing	1,200
46,800	19,446	29,302	352	Stores Items	40,000
2,100	1,728	2,072	355	Fuel and Oil	-
32,000	23,082	27,082	371	Rations (for Hospital and Prison)	30,000
15,900	5,911	7,911	421	Health and Hygiene Projects	13,200
1,200	508	1,108	422	District Cleaning Competition	1,200
63,200	44,163	56,555	430	Drugs, Dressings and Dental Supplies	68,000
40,000	30,895	38,207	431	Overseas Medical Treatment	50,000
55,200	34,638	41,928	502	Plant and Equipment	31,200
1,600	1,259	1,259	506	Furniture and Fittings	-
<hr/>	<hr/>	<hr/>		TOTAL:	<hr/>
\$712,000	\$460,810	\$570,438			\$738,400

*Comprises: \$(23,780) being moneys committed but not expended as at 30.4.1975
 \$437,030 being moneys actually expended as at 30.4.1975

Department of Education (07)

Authorised Expenditure 1974-1975	*Total Expenditure as at 30.4.1975	Estimated Expenditure 1974-1975	Account Number	Description	Estimated Expenditure 1975-1976
\$250,000	\$177,843	\$250,000	202	Salaries- Local Staff	\$259,000
327,500	253,188	323,200	203	Salaries- Expatriates	324,800
18,000	14,993	18,000	204	Salaries- Chinese	21,000
55,800	43,515	55,800	205	Salaries- Non-European Contract Employees	61,600
800	67	500	212	Overtime- Local Staff	800
55,500	46,787	48,000	251	Travel and Transfer- Staff	42,700
3,200	614	-	255	Travel and Transfer- Business Purposes	2,500
1,700	780	1,400	301	Printing and Stationery	2,000
4,700	1,320	3,600	304	Rental of Location Quarters	3,600
11,700	8,533	11,500	308	Reference Library and Periodicals	11,800
1,600	1,113	1,600	309	Membership Fees and Subscriptions	1,600
2,300	1,236	2,250	316	Miscellaneous	2,400
-	-	-	325	Consultants' Fees	3,000
55,200	34,279	55,000	352	Stores Items	59,600
700	207	700	356	Mileage Allowance	900
3,000	-	-	400	Bursaries to Nauruan Private Students	1,000
68,600	62,493	68,550	401	Subsidies- Non Republic Schools	75,000
2,000	2,000	2,000	402	Subsidies- School Committees	1,600
11,100	9,589	11,000	403	Bursaries- Expatriate Children Overseas	9,900
296,700	215,778	285,000	404	Scholarships- School and Trade	296,700
3,000	1,548	2,000	405	Evening Classes	3,000
10,900	10,236	10,300	421	Health and Hygiene Projects	10,400
31,900	21,832	31,700	502	Plant and Equipment	21,800
2,100	605	2,100	506	Furniture and Fittings	1,300
\$1,218,000	\$ 908,556	\$1,184,200		TOTAL:	\$1,218,000

*Comprises \$(68,808)
\$839,748

being moneys committed but not expended as at 30.4.1975

being moneys actually expended as at 30. 4.1975

Department of Audit (22)

Authorised Expenditure 1974-1975	*Total Expenditure as at 30.4.1975	Estimated Expenditure 1974-1975	Account Number	Description	Estimated Expenditure 1975-1976
\$ 8,100	\$ 6,817	\$ 7,974	202	Salaries- Local Staff	\$ 10,800
17,300	10,171	12,138	203	Salaries- Expatriates	19,200
600	26	50	212	Overtime- Local Staff	500
3,100	645	645	251	Travel and Transfer- Staff	3,100
13,900	11,858	13,400	255	Travel and Transfer- Business Purposes	10,000
600	339	410	301	Printing and Stationery	500
200	167	194	308	Reference Library and Periodicals	300
2,100	1,260	2,100	317	House Rent	2,400
100	48	50	352	Stores Items	100
100	35	85	355	Fuel and Oil	100
300	300	300	502	Plant and Equipment	-
<u>\$ 46,400</u>	<u>\$ 31,666</u>	<u>\$ 37,346</u>		TOTAL:	<u>\$ 47,000</u>

*Comprises \$ (532) being moneys committed but not expended as at 30.4.1975
 \$ 31,134 being moneys actually expended as at 30.4.1975

1974-1975 EXPENDITURE COMMITTED BUT NOT EXPENDED AS AT 30TH APRIL, 1975

<u>Department/Division</u>	<u>Account Number</u>	<u>Committed Expenditure as at 30.4.1975</u>	
Chief Secretary (01)	251	\$ 900	
	280	1,896	
	301	70	
	308	11	
	316	32	
	352	<u>766</u>	\$ 3,675
Island Development and Industry (02)	308	30	
	251	1,520	
	255	600	
	326	419,680	
	352	2,207	
	353	258	
	427	<u>409</u>	424,704
Finance (03)	251	830	
	301	267	
	322	65	
	352	5	
	353	712	
	502	<u>626</u>	2,505
Police, Prisons, Customs and Immigration (04)	301	563	
	351	1,548	
	352	<u>10</u>	2,121
Nauruan Affairs Office (05)	352	<u>68</u>	68
Works and Community Services (06)	251	300	
	255	300	
	301	778	
	308	199	
	353	66,639	
	354	43,705	
	357	5,693	
	423	916	
	501	54,763	
	502	63,838	
504	220,622		
	<u>905</u>	458,658	

1974-1975 EXPENDITURE COMMITTED BUT NOT EXPENDED AS AT 30TH APRIL, 1975

<u>Department/Division</u>	<u>Account Number</u>	<u>Committed Expenditure as at 30.4.1975</u>	
Education (07)	251	\$ 12,519	
	308	4,440	
	309	529	
	352	8,885	
	401	1,823	
	402	1,680	
	403	1,200	
	404	25,700	
	421	8,100	
	502	<u>3,932</u>	\$ 68,808
Melbourne Office (08)	251	1,432	
	255	600	
	316	20	
	353	<u>26</u>	2,078
Lands and Survey (09)	309	20	
	311	30	
	428	39	
	502	370	
	506	<u>100</u>	559
Justice (10)	251	460	
	255	640	
	308	30	
	314	<u>640</u>	1,770
Health (11)	251	900	
	308	83	
	309	9	
	325	2,480	
	352	1,881	
	371	36	
	421	1,014	
	430	2,168	
	431	3,090	
	502	10,973	
	506	<u>1,146</u>	23,780
	Parliament (12)	255	300
301		544	
308		744	
352		120	
502		1,687	
506		<u>95</u>	3,490

1974-1975 EXPENDITURE COMMITTED BUT NOT EXPENDED AS AT 30TH APRIL, 1975

<u>Department/Division</u>	<u>Account Number</u>	<u>Committed Expenditure as at 30.4.1975</u>	
Ministerial (13)	255	\$ 320	
	423	3,840	
	502	<u>4,654</u>	\$ 8,814
Nauru Phosphate Royalties Trust (14)	255	<u>600</u>	600
Judiciary (16)	255	3,040	
	301	8	
	308	<u>85</u>	3,133
Tokyo Office (17)	202	1,689	
	203	1,009	
	212	71	
	251	885	
	255	6,065	
	270	479	
	301	196	
	302	6,377	
	305	1,540	
	306	163	
	307	1,572	
	308	25	
	309	37	
	311	9	
	312	98	
	316	671	
	317	2,577	
352	33		
353	22		
355	680		
506	<u>408</u>	24,606	
External Affairs (18)	255	2,845	
	308	35	
	506	<u>205</u>	3,085

1974-1975 EXPENDITURE COMMITTED BUT NOT EXPENDED AS AT 30TH APRIL, 1975

<u>Department/Division</u>	<u>Account Number</u>	<u>Committed Expenditure as at 30.4.1975</u>	
Civil Aviation (20)	255	\$ 2,264	
	301	282	
	326	40	
	351	3,453	
	353	321	
	502	8,260	
	506	501	
	521	900	
	524	37,026	
	525	9,741	
	526	8,610	
	528	8,340	
	530	<u>990</u>	\$ 80,728
	Nauruan Housing (21)	501	65,022
502		<u>29,396</u>	94,418
Audit (22)	255	525	
	301	<u>7</u>	532
Broadcasting Service (23)	502	215	
	506	<u>228</u>	443
Radio Station (24)	301	16	
	308	50	
	352	720	
	502	<u>37,429</u>	<u>38,215</u>
	TOTAL:		<u><u>\$1,246,790</u></u>